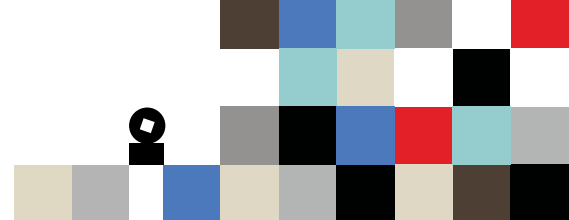


# ImageTrend Short Report



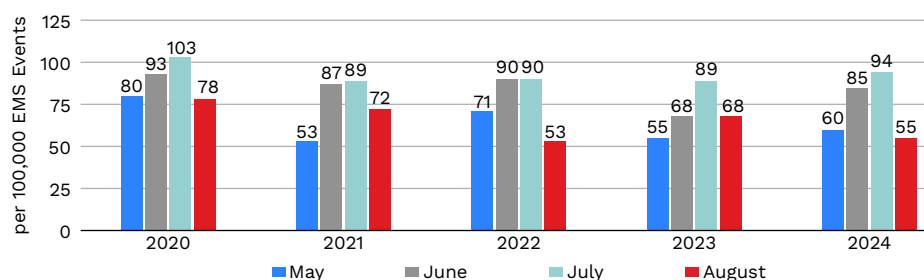
## June 2025: EMS Insights on Drowning-Related Responses

### Background

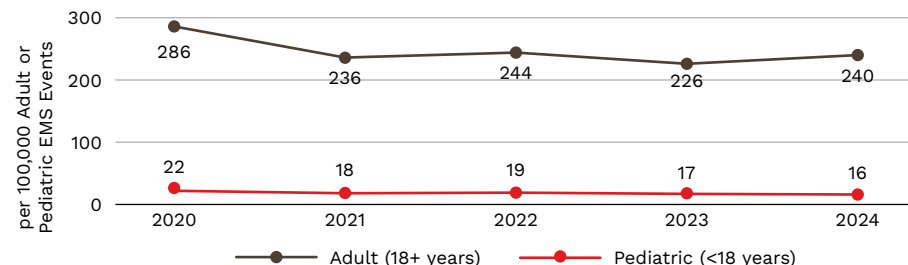
Drowning is responsible for approximately 4,000 fatalities and 8,000 non-fatal injuries each year in the U.S.<sup>1</sup>

Drowning is the leading cause of death in U.S. children between 1 and 4 years old.<sup>1</sup>

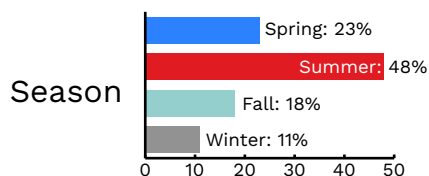
Drowning-Related Events by Summer Months



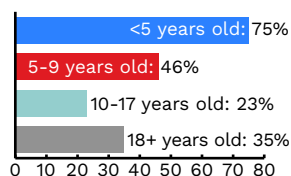
Annual Drowning-Related Events



### When and where are drownings happening?

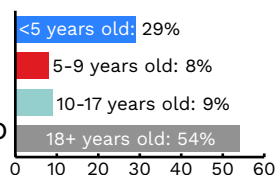


At Home by Age Group



- 51%** of drowning events occurred between 1-6pm
- 53%** of drowning events occurred on weekends (Friday-Sunday)
- 41%** of drowning events took place in areas with the lowest socioeconomic status

Drowning Events by Age Group



#### Citations:

1. Centers for Disease Control and Prevention (CDC). Drowning Facts. <https://www.cdc.gov/drowning/data-research/facts/index.html>, accessed May 20, 2025.

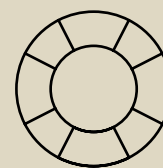
2. CDC. Preventing Drowning. <https://www.cdc.gov/drowning/prevention/index.html>, accessed May 20, 2025.

Inclusion Criteria: 9-1-1 response with a dispatch reason related to drowning.

Data Source: ImageTrend Collaborate™

### Call to Action

Prevention is key.  
Collaborate with community partners to increase water safety awareness<sup>2</sup>



Be prepared for drowning response in both adult and pediatric patients in your community



Knowing when and where drowning events are more likely to happen in your community can save lives



[Learn more about participating in or conducting research with the ImageTrend Collaborate Dataset here:](#)

