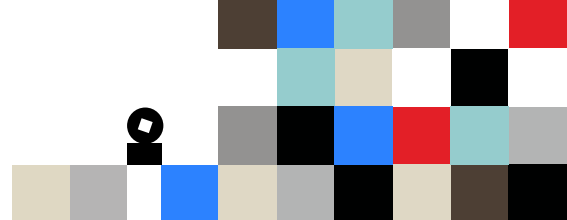


ImageTrend Short Report



September Short Report: EMS Response to Nonfatal Overdose Incidents

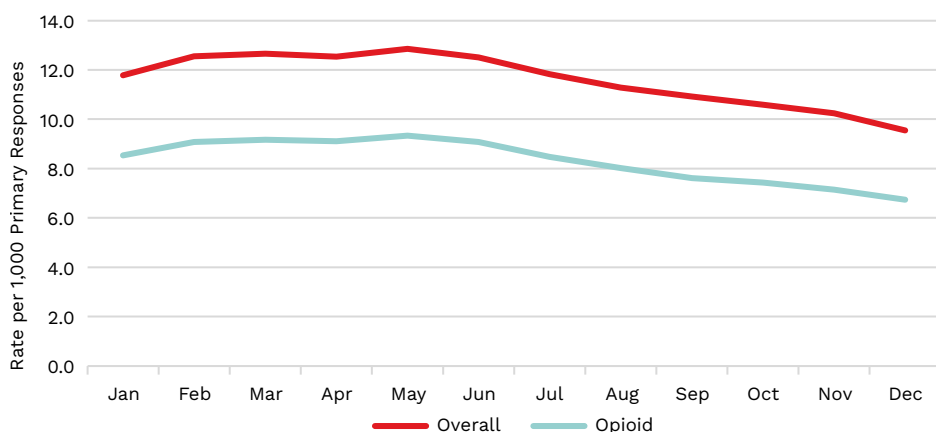
By Macall Leslie Salewon, MPH, Epidemiologist

Background

Drug overdose is a leading cause of injury in the U.S., accounting for over 100,000 deaths each year¹ and 6-times that number in nonfatal emergency department visits.² Of the estimated 9 million individuals with opioid use disorder, only a quarter receive necessary treatment³ and naloxone dispensing rates vary widely across the country.⁴ Prompt intervention by EMS clinicians and bystanders during overdose events saves lives and can help put individuals on a path to recovery from substance use disorders.


Key Findings

Rate of Nonfatal Overdoses per 1,000 EMS Primary Response, Overall and Opioid



11.6

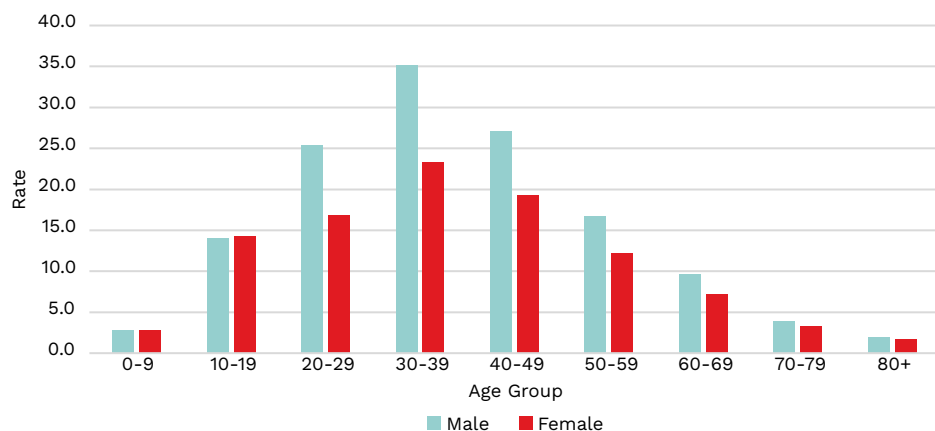
nonfatal overdoses per 1,000
EMS primary responses



72%

were opioid related

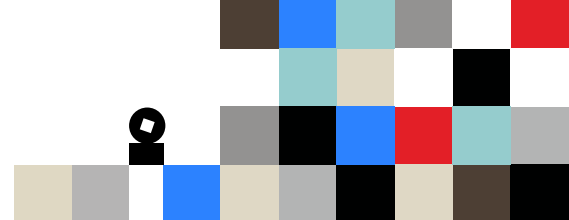
Nonfatal Overdoses, Rate per 1,000 EMS Primary Responses



3x's

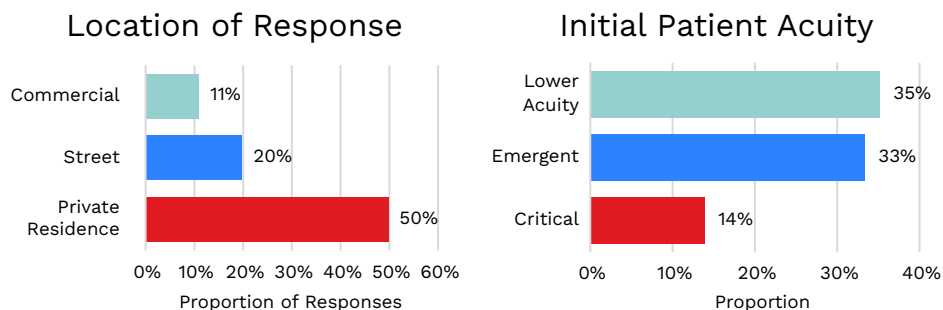
higher rate of nonfatal
overdoses in men aged
30-39 years old than the
overall population

ImageTrend Short Report



Key Findings

Response characteristics:



4% of responses noted patient or bystander-reported drug use

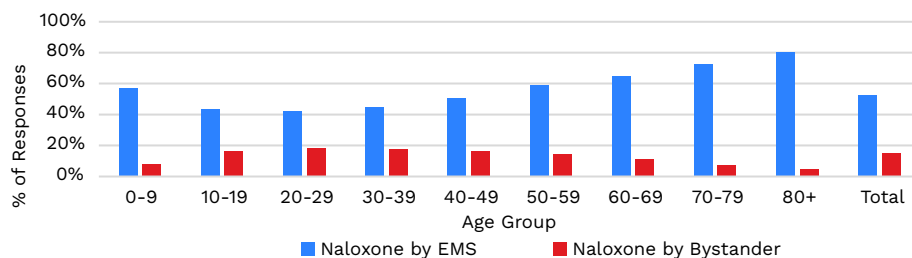
15% of responses documented drug paraphernalia on scene

87% of nonfatal overdose responses resulted in patient transport

6% refused transport against medical advice

2% of patients received resuscitation efforts (defibrillation, ventilation, or chest compressions)

Naloxone Administration in Nonfatal Opioid Overdoses



About the data:

This report used data from the ImageTrend biospatial platform for primary EMS responses meeting the criteria for nonfatal drug overdose and nonfatal opioid overdose syndromes between January 1, 2024 and December 31, 2024. For more information on ImageTrend's biospatial platform visit:

<https://www.imagetrend.com/press-releases/imagetrend-acquires-biospatial/>

Citations:

- Centers for Disease Control and Prevention (CDC). Drug Overdose Deaths in the United States, 2003–2023. <https://www.cdc.gov/nchs/products/databriefs/db522.htm>
- Substance Abuse and Mental Health Services Administration (SAMHSA). Short Report: Nonfatal Overdoses. <https://www.samhsa.gov/data/sites/default/files/reports/rpt39474/Non-Fatal%20Overdoses%20Short%20Report%20Mar22%20Final.pdf>
- Dowell et al. 2024. Treatment for Opioid Use Disorder: Population Estimates — United States, 2022. CDC Morbidity and Mortality Weekly Report. <https://www.cdc.gov/mmwr/volumes/73/wr/mm7325a1.htm>
- CDC. Naloxone Dispensing Rate Maps. <https://www.cdc.gov/overdose-prevention/data-research/facts-stats/naloxone-dispensing-rate-maps.html>

Call to Action

Support community intervention training, advocate for increased bystander access to naloxone, and educate on safe drug storage and disposal

Although a large proportion of drug overdoses are caused by opioids, awareness of differential diagnosis and response protocols for non-opioid and polysubstance overdoses remain critical

Nonfatal overdose events may occur in any age group or demographic. Consider your agency's role in reducing stigma and barriers to seeking treatment for substance use disorders

Work With Us: ImageTrend's Clinical & Research Services team partners with EMS and healthcare organizations to uncover actionable insights and drive data-informed public health initiatives.

Contact: ClinicalResearch@ImageTrend.com
Address: ImageTrend, Inc. | 1305 Corporate Center Dr, Eagan, MN 55121

[> Learn more about participating in or conducting research with the ImageTrend Collaborate Dataset here:](#)

