

## April 2026: 9-1-1 Trauma Responses for Electric Scooter Incidents

By Macall Leslie Salewon, MPH, Epidemiologist

### Scope and Demographics:

The popularity of micromobility devices, in particular electric scooters (e-scooters), continues to grow, with an estimated 69 million trips by rental e-scooters across the United States and Canada in 2023.<sup>1</sup> While e-scooters offer an environmentally friendly alternative to short car trips, they also present unique injury risks in mixed transportation environments like urban settings.<sup>2</sup> One study found a 45% increase in e-scooter related emergency department visits between 2017 and 2022 and that these riders less frequently utilized helmets than conventional bike or scooter riders.<sup>3</sup> Despite the growing burden of e-scooter related injuries in the U.S., there is a lack of literature on prehospital response to these incidents.

### Characterizing Pre-Hospital E-Scooter Trauma Responses:

In 2025, the biospatial platform had **5,817** 9-1-1 responses for trauma incidents with terms related to e-scooter utilization in the narrative



**31%** occurred during both summer and fall months



**42%** occurred between Friday and Sunday



**25%** occurred between 3 pm and 6 pm

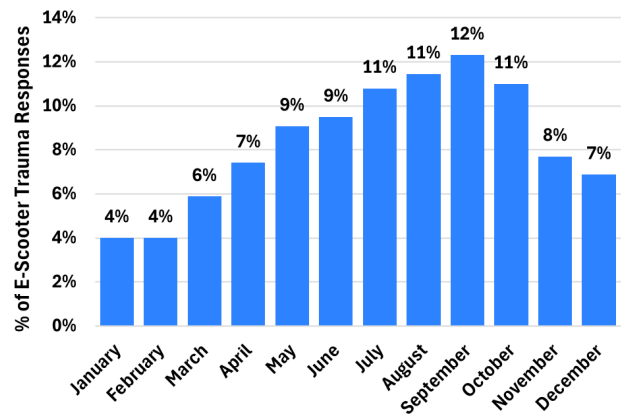


**68%** male | **31%** female  
**44%** between **10-29** years old

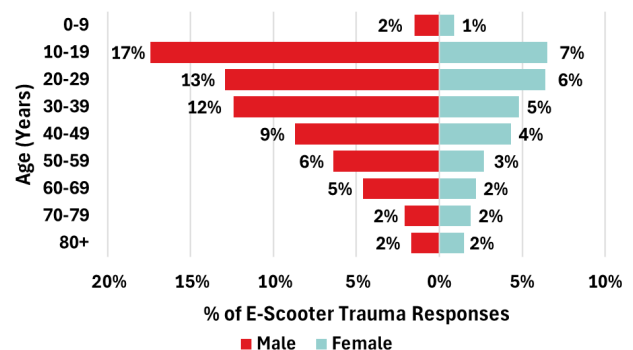


**12%** admitted to or had indications of alcohol and/or drug use

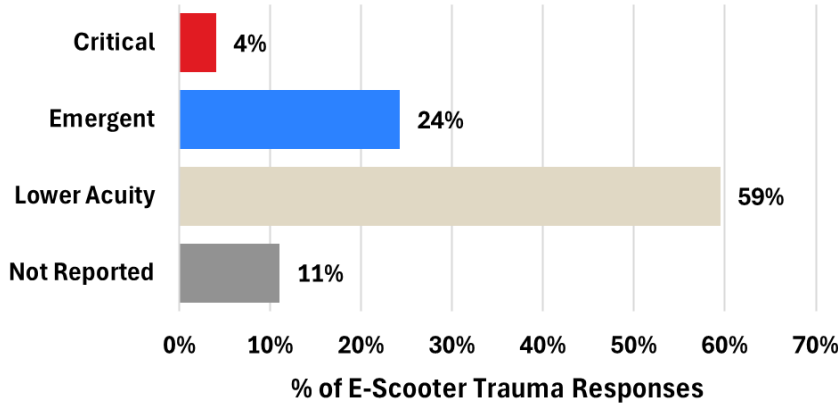
### % of E-Scooter Trauma Responses by Month



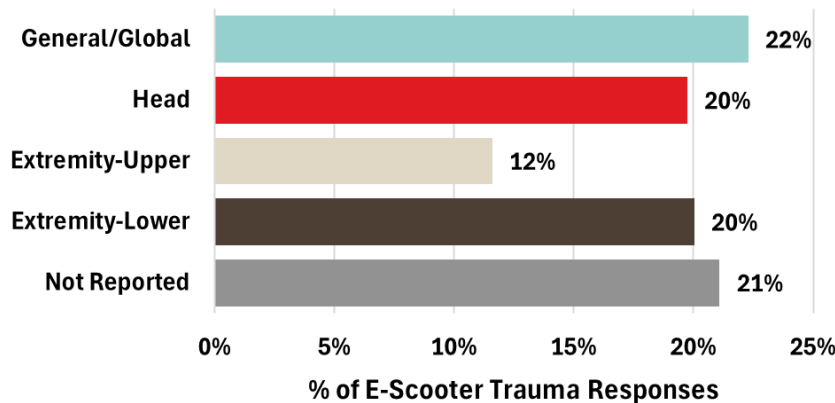
### Age and Gender Distribution of E-Scooter Trauma Responses



## Initial Patient Acuity



## Anatomic Location of Chief Complaint



**79%** of e-scooter trauma responses resulted in patient **transport**

**14%** resulted in patient **refusal** of transport

- Refusals were highest in patients 0-19 years old (**18%**)

### Methods:

This report used data from the ImageTrend biospatial platform for emergency responses to e-scooter related trauma incidents between January 1, 2025 and December 31, 2025. Responses without patient contact and where the reporting unit was not first on scene were excluded to ensure documentation accuracy and incident de-duplication. E-scooter related trauma incidents were identified through a blinded narrative text search for terms related to e-scooters. Due to the inability to review individual narrative texts for search term accuracy, responses with cause of injury ICD-10 codes for powered wheelchair or mobility scooter incidents (W05, V00.81, V00.83) were excluded to minimize misspecification. Although there is an existing ICD-10 code for “fall from a standing electric scooter,” prehospital utilization of the code is limited, with less than 100 responses in the dataset utilizing it to identify cause of injury. For more information on ImageTrend’s biospatial platform visit <https://www.biospatial.io/>

### Citations:

1. National Association of City Transportation Officials. Shared Micromobility Report: 2023. 2024. <https://nacto.org/publication/shared-micromobility-report-2023/>
2. Toofany, M., Mohsenian, S., Shum, L. K., Chan, H., & Brubacher, J. R. (2021). Injury patterns and circumstances associated with electric scooter collisions: a scoping review. *Injury prevention : journal of the International Society for Child and Adolescent Injury Prevention*, 27(5), 490–499. <https://doi.org/10.1136/injuryprev-2020-044085>
3. James A, Harrois A, Abback P, et al. Comparison of Injuries Associated With Electric Scooters, Motorbikes, and Bicycles in France, 2019–2022. *JAMA Netw Open*. 2023;6(6):e2320960. doi:10.1001/jamanetworkopen.2023.20960

## Call to Action



Encourage responsible ridership in your community- whether the e-scooter is personal or a rental device, helmet utilization, alertness, and following traffic rules are essential for rider safety.



1 in 5 e-scooter accidents involved head injuries. Equip clinicians with support in performing thorough assessments and maintaining high clinical suspicion for potential head injuries.



Understand e-scooter ridership patterns in your community and how this may impact timing of accidents (e.g. commuters vs. recreational or surges with large events)

### Work With Us:

ImageTrend’s Clinical & Research Services team partners with EMS and healthcare organizations to uncover actionable insights and drive data-informed public health initiatives.

**Contact:** [ClinicalResearch@ImageTrend.com](mailto:ClinicalResearch@ImageTrend.com)

**Address:** ImageTrend, Inc. | 1305 Corporate Center Dr, Eagan, MN 55121

[> Learn more about participating in or conducting research with the ImageTrend Collaborate Dataset here:](#)

